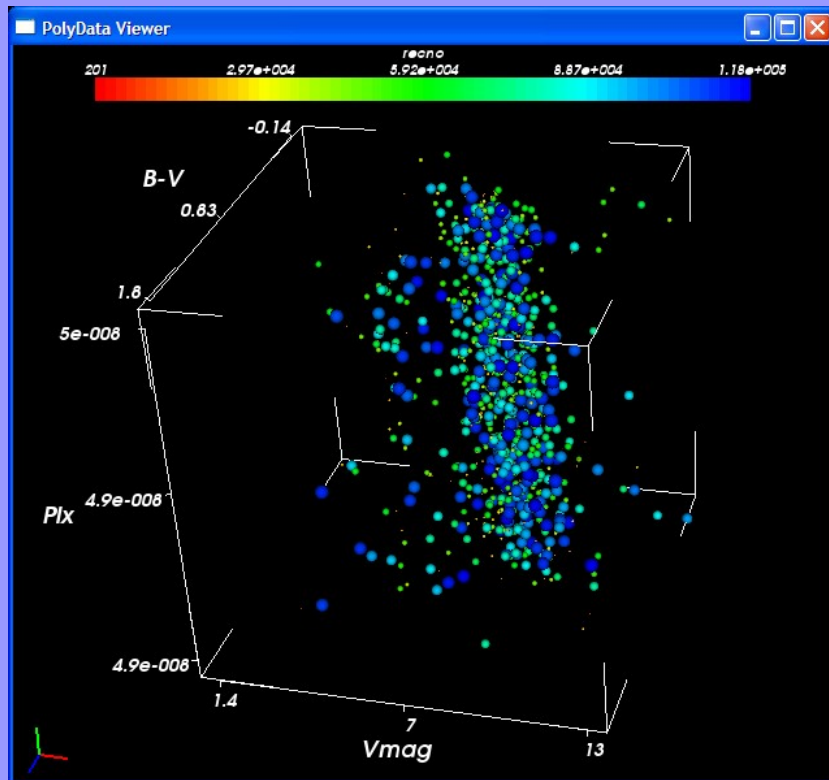


Visualisation Interface
to the
Virtual Observatory

VisIVO



VisIVO: Data Exploration of Complex Data

Gabriella Caniglia

Visualisation Interface
to the
Virtual Observatory

VisIVO



VisIVO

- ✓ Free Software
- ✓ “Multidimensional” Visualization
- ✓ Huge data management
- ✓ Virtual Observatory compliant
- ✓ Easy to use

Visualisation Interface
to the
Virtual Observatory

VisIVO



Demo

Visualisation Interface
to the
Virtual Observatory

VisIVO



*VisIVO*Server

- ✓ **First spin off of the VisIVO Development Platform**
- ✓ **Non-interactive command line application that implements simple visualization functionalities**
- ✓ **Its output is a static 2D image of a 3D object**
- ✓ **Easy integration in VO compliant Web Services and in the Grid environment**
- ✓ **It will provide the user with a 3D preview of huge data exploiting the powerful facilities of the Grid environment**

Visualisation Interface
to the
Virtual Observatory

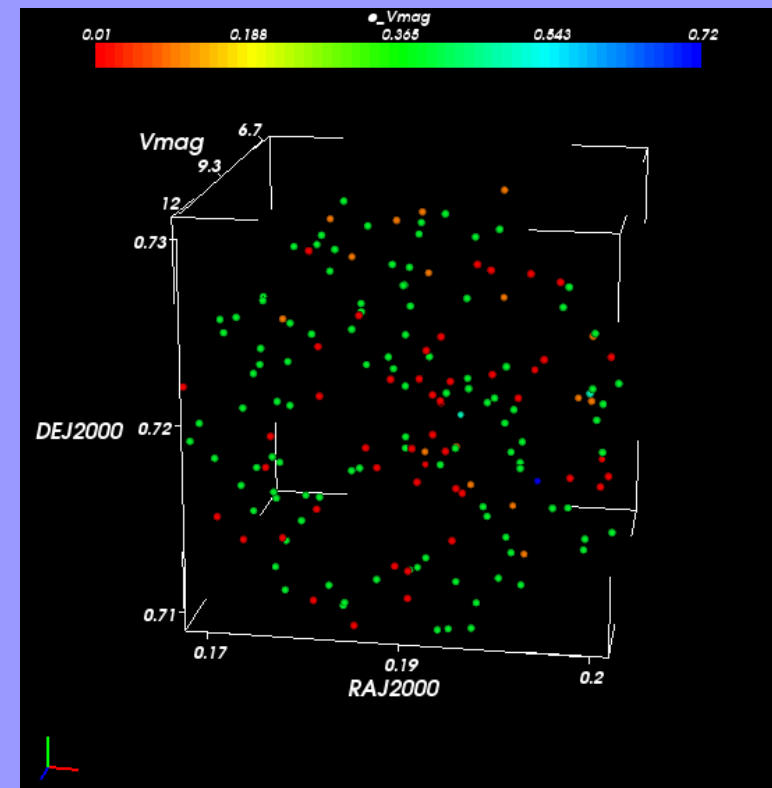
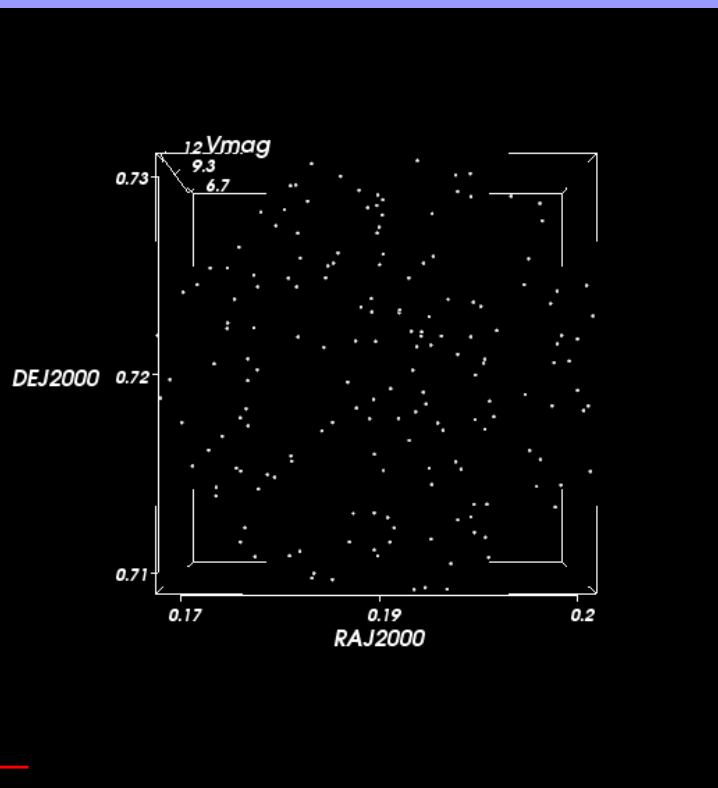
VisIVO



VisIVOServer

```
VisIVOServer --out pippo.png -x RAJ2000 -y DEJ2000  
-z Vmag --camelev 10 --camazim 20 --zoom 1  
--lut e_Vmag --spheres --fformat votable data.xml
```

VisIVOServer --fformat votable data.xml



Visualisation Interface
to the
Virtual Observatory

VisIVO



Ugo Becciani
Principal Investigator
Astrophysical Observatory
Catania Italy



Gabriella Caniglia
Software Developer
Astrophysical Observatory
Catania Italy



Marco Comparato
Software Manager/Developer
Astrophysical Observatory
Catania Italy



Alessandro Costa
Web Services & TVO
Astrophysical Observatory
Catania Italy



Alessandro Grillo
Site Administrator
Astrophysical Observatory
Catania Italy

Stay tuned @

<http://visivo.oact.inaf.it>

Thanks!



Claudio Gheller
Co-Principal Investigator
Cineca Bologna Italy



Mel Krokos
Co-Principal Investigator
University of Portsmouth UK

Gabriella Caniglia

9th April 2008 Theory in the Virtual Observatory